
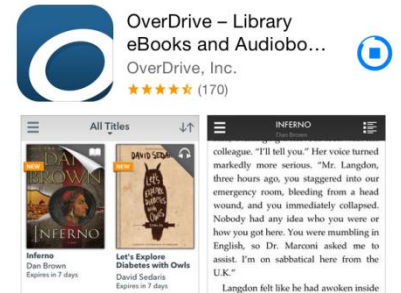


# Using Overdrive on your iPad, iPhone, or iPod Touch

**Step 1:** From your device, go to the **App Store** and search for **OverDrive** to download to your iPhone, iPad, or iPod Touch. Tap **Get**, then **Open**. When prompted enter your Apple ID and Password, or **Create an Apple ID** if it is your first use of the App store.

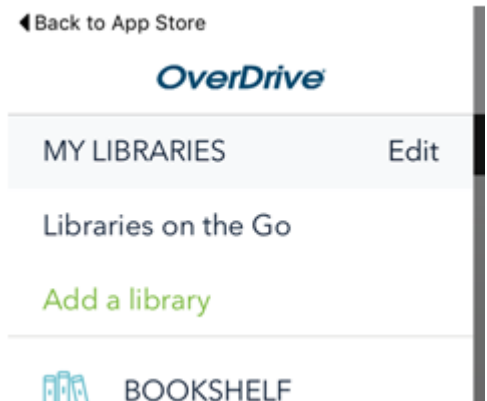


**Step 2:** Touch **Sign up** to create your OverDrive account. You can do this using your library card or Facebook, or by entering your name, email address, and password. Follow the instructions to complete the sign in process.

**Step 3:** Innisfil has two different collections, so you'll need to set up your app to give you access to both. At the top left corner of the screen you will see the **Home menu**:



Tap the Home menu and then tap **Add a Library**. To add your library, search for **Innisfil** and tap to add one of our two collections, **Libraries on the Go** and **County of Simcoe (PULSE)**, then click **Add a Library** again to add the other collection. Tap one of the collections to begin looking for books.




**Step 4:** Access to titles is limited to library customers only. Tap **Sign In** to choose Innisfil from the drop-down menu and enter your library card number.

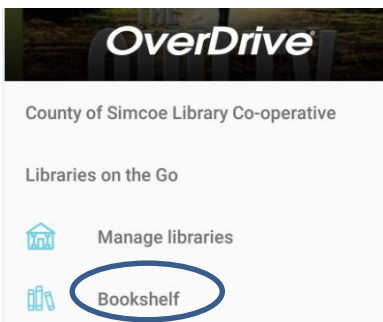
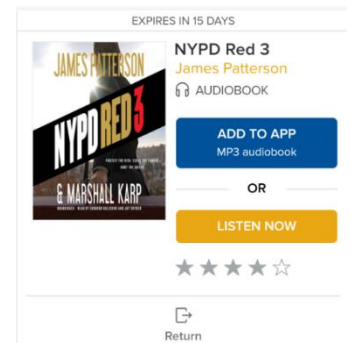
**Step 5:** Search or browse for the title you want.



You will see a banner at the top of the book that says **Available** or **Wait List**, and an **ebook** or **eaudiobook** icon near the bottom. At the bottom, tap **Borrow** to borrow a copy right away, or **Place a Hold** to get in line for the book you're waiting for. Tap on the **Bookmark** icon to add it to your **Wish List** to read later, or the **More** (three dot) icon for more information on the title.

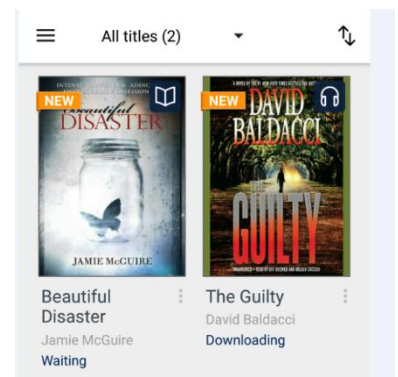


Once you've borrowed your books, tap the **Loans** icon and choose **Listen/Read Now** to open the book in your browser, or **Add to App** to download the books to your device for offline use. You can also return your books from here.



**Step 6:** To see the titles you've downloaded from both of your library's collections, tap the **Home** menu again and go to your **Bookshelf**.

To begin reading, touch the cover of a book. A tutorial will automatically start to teach you how to use the app, including information on how to return and delete books. Use the **Help** section of the Home menu to access assistance whenever you need it.



**Need more help?** Visit <https://help.overdrive.com/> for detailed information specific to your own device.